
**LIGURBIKE 17/09/2017**

Ligurbike - Gruppo Esperti

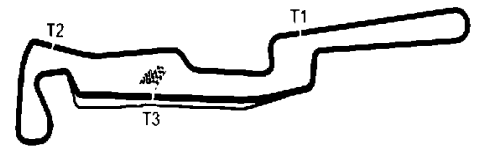
Autodromo "Riccardo Paletti" 2,350 km

5 Turno Prove Libere

17/09/2017 15:40

Practice (20:00 Time) started at 15:41:40

Lap	Lap Tm	Gap	Diff	S1 Tm	S2 Tm	S3 Tm	Lap	Lap Tm	Gap	Diff	S1 Tm	S2 Tm	S3 Tm
<b>(12) Alessandro CANCE'</b>							3	1:19.245	-0.672	+0.355	33.472	19.361	26.412
1	1:18.364		+2.317	32.245	19.377	26.742	4	1:19.657	+0.412	+0.767	33.290	19.725	26.642
2	<b>1:16.047</b>	-2.317		<b>31.371</b>	<b>18.947</b>	<b>25.729</b>	5	1:19.638	-0.019	+0.748	33.836	19.601	26.201
<b>(84) Roberto VERMI</b>							p6	1:35.263	+15.625	+16.373	34.198	19.818	
1	1:19.723		+3.597	32.228	19.329	28.166	7	1:52.044	+16.781	+33.154		19.665	26.508
2	1:17.292	-2.431	+1.166	32.548	<b>18.558</b>	26.186	8	1:22.065	-29.979	+3.175	36.894	19.193	<b>25.978</b>
3	<b>1:16.126</b>	-1.166		<b>31.558</b>	19.135	<b>25.433</b>	9	6:22.797	5:00.732	5:03.907		21.702	28.842
4	1:16.832	+0.706	+0.706	31.873	18.964	25.995	10	1:20.522	5:02.275	+1.632	34.002	19.728	26.792
p5	1:25.932	+9.100	+9.806	31.811	19.564		11	<b>1:18.890</b>	-1.632		<b>33.221</b>	<b>19.075</b>	26.594
6	3:13.675	-1:47.743	-1:57.549		19.643	27.774	<b>(92) Simone LEPORE</b>						
<b>(53) Biagio CALVARUSO</b>							1	1:21.041		+2.038	33.906	20.469	26.666
1	1:20.743		+3.584	34.500	19.804	26.439	2	1:23.257	+2.216	+4.254	34.035	20.569	28.653
2	1:19.574	-1.169	+2.415	33.826	19.429	26.319	3	1:20.273	-2.984	+1.270	34.189	19.633	26.451
3	1:17.686	-1.888	+0.527	33.192	18.755	25.739	4	1:20.242	-0.031	+1.239	33.940	19.608	26.694
4	1:17.652	-0.034	+0.493	33.396	<b>18.683</b>	<b>25.573</b>	5	1:19.198	-1.044	+0.195	33.750	19.426	<b>26.022</b>
5	<b>1:17.159</b>	-0.493		<b>32.699</b>	18.744	25.716	6	1:20.387	+1.189	+1.384	34.236	19.723	26.428
6	1:22.386	+5.227	+5.227	34.887	19.223	28.276	7	<b>1:19.003</b>	-1.384		33.186	19.515	26.302
7	1:17.863	-4.523	+0.704	33.075	19.141	25.647	8	1:19.786	+0.783	+0.783	<b>33.020</b>	<b>19.346</b>	27.420
8	1:18.577	+0.714	+1.418	33.112	19.408	26.057	9	7:21.709	6:01.923	6:02.706		21.145	28.502
							10	1:22.754	5:58.955	+3.751	35.092	20.027	27.635
<b>(33) Nicola PIOVERA</b>							<b>(711) Lorenzo CHIAPPE</b>						
1	1:24.288		+6.198	35.969	21.772	26.547	1	1:21.191		+1.880	34.566	19.704	26.921
2	1:18.654	-5.634	+0.564	32.898	19.383	26.373	2	1:19.869	-1.322	+0.558	33.406	19.939	26.524
3	1:18.636	-0.018	+0.546	33.090	19.287	26.259	3	1:19.986	+0.117	+0.675	33.482	19.835	26.669
4	1:18.862	+0.226	+0.772	33.588	19.404	<b>25.870</b>	4	1:20.135	+0.149	+0.824	33.740	19.739	26.656
5	1:20.944	+2.082	+2.854	34.563	19.914	26.467	5	1:21.036	+0.901	+1.725	33.825	20.474	26.737
6	<b>1:18.090</b>	-2.854		<b>32.795</b>	<b>19.116</b>	26.179	6	1:19.338	-1.698	+0.027	33.630	19.528	<b>26.180</b>
7	7:15.397	5:57.307	5:57.307		20.898	27.953	7	1:20.337	+0.999	+1.026	<b>33.233</b>	20.594	26.510
8	1:19.999	5:55.398	+1.909	33.517	19.779	26.703	8	6:30.993	5:10.656	5:11.682		21.156	30.535
							9	1:20.393	5:10.600	+1.082	33.703	19.796	26.894
							10	<b>1:19.311</b>	-1.082		33.502	<b>19.278</b>	26.531
<b>(2) Silvio BONAFFINI</b>							<b>(66) Michele MARAFFI</b>						
1	1:20.082		+1.704	34.305	19.476	26.301	1	1:21.335		+2.009	34.364	20.089	26.882
2	1:23.290	+3.208	+4.912	33.982	21.176	28.132	2	1:20.201	-1.134	+0.875	33.627	19.337	26.737
3	1:19.281	-4.009	+0.903	33.655	19.372	26.254	3	1:20.976	+0.775	+1.650	<b>33.665</b>	19.824	27.487
4	1:19.035	-0.246	+0.657	33.339	19.239	26.457	4	1:20.424	-0.552	+1.098	33.683	19.924	26.817
5	1:18.519	-0.516	+0.141	33.636	19.078	<b>25.805</b>	5	<b>1:19.326</b>	-1.098		33.771	<b>19.064</b>	<b>26.491</b>
6	<b>1:18.378</b>	-0.141		<b>33.197</b>	19.090	26.091	<b>(83) Andrea PILLON</b>						
7	1:19.109	+0.731	+0.731	33.862	<b>19.030</b>	26.217	1	1:29.425		+10.036	36.323	21.463	31.639
<b>(124) Gianluca SOLARI</b>							2	1:23.251	-6.174	+3.862	35.257	20.645	27.349
1	1:21.361		+2.875	35.613	19.541	26.207	3	1:21.720	-1.531	+2.331	34.164	20.380	27.176
2	1:20.094	-1.267	+1.608	34.386	19.137	26.571	4	1:21.263	-0.457	+1.874	33.753	20.284	27.226
3	1:19.208	-0.886	+0.722	33.892	19.468	<b>25.848</b>	5	1:20.721	-0.542	+1.332	33.806	20.059	26.856
4	1:20.391	+1.183	+1.905	34.691	19.384	26.316	6	1:20.048	-0.673	+0.659	33.490	20.166	<b>26.392</b>
5	1:20.203	-0.188	+1.717	34.615	19.653	25.935	7	<b>1:19.389</b>	-0.659		<b>33.168</b>	<b>19.646</b>	26.575
6	1:19.307	-0.896	+0.821	34.204	19.026	26.077	8	1:19.713	+0.324	+0.324	33.185	19.928	26.600
7	9:04.659	7:45.352	7:46.173		34.487	20.819	<b>(127) Salvatore NUCERA</b>						
8	1:22.326	7:42.333	+3.840	34.809	19.837	27.680	1	1:23.404		+3.996	34.073	20.816	28.515
9	<b>1:18.486</b>	-3.840		<b>33.577</b>	<b>18.841</b>	26.068	2	1:19.754	-3.650	+0.346	33.456	19.491	26.807
<b>(47) Giorgio BAZZANI</b>							3	1:19.457	-0.297	+0.049	<b>33.229</b>	19.497	26.731
1	1:21.461		+2.802	34.704	20.035	26.722	4	<b>1:19.408</b>	-0.049		33.286	19.571	26.551
2	1:21.907	+0.446	+3.248	33.661	19.934	28.312	5	1:20.095	+0.687	+0.687	33.484	<b>19.426</b>	27.185
3	1:20.189	-1.718	+1.530	33.870	19.580	26.739	6	1:19.422	-0.673	+0.014	33.236	19.820	<b>26.366</b>
4	1:33.835	+13.646	+15.176	37.318	21.386	35.131	7	1:20.119	+0.697	+0.711	33.587	19.627	26.905
5	1:20.773	-13.062	+2.114	34.138	19.864	26.771	<b>(23) Gabriele BISOGNO</b>						
6	<b>1:18.659</b>	-2.114		<b>32.997</b>	<b>18.856</b>	26.806	1	1:22.448		+2.844	34.824	20.987	26.637
7	1:19.655	+0.996	+0.996	33.257	19.704	<b>26.694</b>	2	1:20.257	-2.191	+0.653	34.225	19.805	26.227
8	1:22.807	+3.152	+4.148	35.519	20.200	27.088	3	1:25.537	+5.280	+5.933	39.489	19.701	26.347
<b>(182) Domenico GABRIELE</b>							4	1:19.870	-5.667	+0.266	34.424	19.250	26.196
1	1:20.649		+1.759	34.651	19.735	26.263	5	1:20.166	+0.296	+0.562	33.993	19.431	26.742
2	1:19.917	-0.732	+1.027	34.134	19.470	26.313	<div style="border: 1px solid black; padding: 2px; display: flex; justify-content: space-between;"> <span>Chief of Timing &amp; Scoring: Andrea Rapi</span> <span>Orbits</span> </div>						



# LIGURBIKE 17/09/2017

Ligurbike - Gruppo Esperti

Autodromo "Riccardo Paletti" 2,350 km

5 Turno Prove Libere

17/09/2017 15:40

Practice (20:00 Time) started at 15:41:40

Lap	Lap Tm	Gap	Diff	S1 Tm	S2 Tm	S3 Tm
6	8:04.272	6:44.106	6:44.668		19.968	28.598
7	1:20.410	6:43.862	+0.806	33.939	19.634	26.837
8	<b>1:19.604</b>	-0.806		34.750	<b>18.794</b>	<b>26.060</b>

(57) Massimo ANNIGONI

1	1:22.573		+2.958	35.540	19.841	27.192
2	1:20.832	-1.741	+1.217	34.438	19.654	26.740
3	1:20.779	-0.053	+1.164	34.629	19.680	26.470
4	1:21.260	+0.481	+1.645	34.324	19.645	27.291
5	1:22.461	+1.201	+2.846	35.032	20.114	27.315
6	1:20.641	-1.820	+1.026	34.669	19.673	26.299
7	<b>1:19.615</b>	-1.026		<b>34.148</b>	19.440	<b>26.027</b>
8	1:21.040	+1.425	+1.425	34.728	<b>19.419</b>	26.893

(52) Nicola BRESSANINI

1	1:22.746		+3.039	35.216	20.410	27.120
2	1:21.569	-1.177	+1.862	35.067	19.867	26.635
3	1:20.596	-0.973	+0.889	33.902	19.971	26.723
4	1:20.301	-0.295	+0.594	<b>33.891</b>	<b>19.627</b>	26.783
5	<b>1:19.707</b>	-0.594		33.920	19.674	<b>26.113</b>
6	1:20.619	+0.912	+0.912	34.267	19.950	26.402
7	1:21.291	+0.672	+1.584	34.494	20.071	26.726

(45) Luigi BAZZANI

1	1:23.084		+3.278	34.773	20.885	27.426
2	1:34.605	+11.521	+14.799	48.037	19.474	27.094
3	1:21.116	-13.489	+1.310	34.367	19.859	26.890
4	1:19.960	-1.156	+0.154	33.811	19.465	<b>26.684</b>
5	1:21.954	+1.994	+2.148	34.040	20.443	27.471
6	<b>1:19.806</b>	-2.148		<b>33.702</b>	<b>19.175</b>	26.929
7	1:21.620	+1.814	+1.814	35.083	19.582	26.955
8	1:20.841	-0.779	+1.035	34.637	19.181	27.023
9	6:44.297	5:23.456	5:24.491		21.309	29.287
10	1:35.054	5:09.243	+15.248	47.683	20.003	27.368

(81) Paolo CHIUSANO

1	1:20.610		+0.788	34.201	19.628	26.781
2	1:20.886	+0.276	+1.064	34.761	19.634	26.491
3	1:20.135	-0.751	+0.313	<b>33.792</b>	19.979	<b>26.364</b>
4	1:21.822	+1.687	+2.000	34.030	20.617	27.175
5	<b>1:19.822</b>	-2.000		33.891	<b>19.232</b>	26.699
6	1:21.039	+1.217	+1.217	34.427	19.626	26.986

(64) Mario CALANDRI

1	<b>1:19.964</b>			<b>33.353</b>	19.577	27.034
2	1:20.711	+0.747	+0.747	33.840	20.129	26.742
3	1:22.472	+1.761	+2.508	34.526	20.577	27.369
p4	1:26.221	+3.749	+6.257	33.853	20.295	
5	1:31.048	+4.827	+11.084		<b>19.268</b>	<b>26.057</b>
6	1:20.708	-10.340	+0.744	33.904	20.169	26.635

(46) Andrea FIORANI

1	1:22.706		+2.729	34.578	20.554	27.574
2	1:20.988	-1.718	+1.011	34.765	<b>19.399</b>	26.824
3	1:23.475	+2.487	+3.498	35.007	20.475	27.993
4	1:26.931	+3.456	+6.954	39.664	19.974	27.293
5	1:20.329	-6.602	+0.352	34.183	19.765	<b>26.381</b>
6	<b>1:19.977</b>	-0.352		<b>33.960</b>	19.404	26.613
7	1:20.400	+0.423	+0.423	34.480	19.436	26.484
8	1:21.424	+1.024	+1.447	34.512	19.724	27.188

(1) Massimiliano BISOGNO

1	1:20.879		+0.835	34.482	19.729	26.668
2	<b>1:20.044</b>	-0.835		<b>33.770</b>	20.039	<b>26.235</b>
3	1:20.299	+0.255	+0.255	33.773	19.917	26.609
4	1:20.166	-0.133	+0.122	33.949	<b>19.542</b>	26.675

Lap	Lap Tm	Gap	Diff	S1 Tm	S2 Tm	S3 Tm
5	1:28.963	+8.797	+8.919	38.094	21.741	29.128
6	1:21.795	-7.168	+1.751	35.235	19.844	26.716
7	6:15.658	4:53.863	4:55.614	20.603	28.562	28.562
8	1:22.562	4:53.096	+2.518	34.373	19.864	28.325
9	1:21.967	-0.595	+1.923	34.965	19.562	27.440

(60) Mauro FILIPPI

1	1:23.334		+3.208	34.846	21.022	27.466
2	1:23.075	-0.259	+2.949	36.091	20.022	26.962
3	1:21.870	-1.205	+1.744	34.825	20.420	26.625
4	1:21.572	-0.298	+1.446	35.199	20.120	26.253
5	1:22.358	+0.786	+2.232	35.058	20.281	27.019
6	1:22.501	+0.143	+2.375	35.568	20.419	26.514
7	<b>1:20.126</b>	-2.375		34.558	19.628	<b>25.940</b>
8	7:00.489	5:40.363	5:40.363		20.835	27.985
9	1:22.777	-5:37.712	+2.651	35.537	20.367	26.873
10	1:20.161	-2.616	+0.035	<b>34.469</b>	<b>19.481</b>	26.211

(158) Gabriele PICCINI

1	1:21.500		+1.275	34.003	20.082	27.415
2	<b>1:20.225</b>	-1.275		<b>33.282</b>	<b>19.725</b>	<b>27.218</b>

(67) Martino MASTRUZZO

1	1:21.383		+1.152	35.043	19.704	26.636
2	<b>1:20.231</b>	-1.152		<b>34.638</b>	<b>19.478</b>	<b>26.115</b>
3	1:20.956	+0.725	+0.725	34.743	19.901	26.312
p4	1:41.325	+20.369	+21.094	39.216	23.972	

(173) Marco GUIDA

1	1:21.866		+1.217	34.197	20.522	27.147
2	1:23.196	+1.330	+2.547	35.222	21.098	26.876
3	1:21.620	-1.576	+0.971	34.188	20.638	26.794
4	1:22.397	+0.777	+1.748	35.202	20.503	26.692
5	<b>1:20.649</b>	-1.748		<b>33.816</b>	<b>20.188</b>	<b>26.645</b>
6	1:21.971	+1.322	+1.322	34.878	<b>20.135</b>	26.958

(48) Stefano DIBELLA

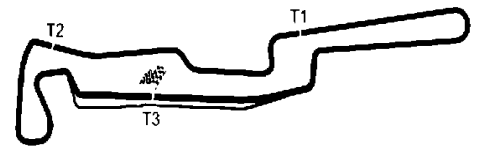
1	1:24.780		+4.130	35.508	20.468	28.804
2	1:23.365	-1.415	+2.715	35.282	20.564	27.519
3	1:21.815	-1.550	+1.165	34.399	20.090	27.326
4	1:22.394	+0.579	+1.744	34.723	20.296	27.375
5	1:21.618	-0.776	+0.968	34.330	20.449	26.839
6	<b>1:20.650</b>	-0.968		34.247	19.896	<b>26.507</b>
7	1:20.941	+0.291	+0.291	<b>34.006</b>	19.981	26.954
8	1:21.755	+0.814	+1.105	34.590	19.990	27.175
9	6:45.556	5:23.801	5:24.906		21.747	29.826
10	1:25.745	5:19.811	+5.095	36.400	21.067	28.278
11	1:20.813	-4.932	+0.163	34.068	<b>19.696</b>	27.049

(18) Mattia CASAROTTI

1	1:22.831		+2.126	34.539	21.117	27.175
2	1:21.724	-1.107	+1.019	34.694	<b>20.272</b>	26.758
3	<b>1:20.705</b>	-1.019		<b>33.587</b>	20.389	26.729
4	1:20.961	+0.256	+0.256	33.842	20.420	<b>26.699</b>
5	1:21.973	+1.012	+1.268	33.805	20.963	27.205
6	1:23.300	+1.327	+2.595	34.612	20.921	27.767
7	1:23.300		+2.595	35.692	20.549	27.059

(152) Leonardo BARLETTA

1	2:04.366		+43.523		21.042	28.282
2	1:26.756	-37.610	+5.913	37.097	20.678	28.981
3	1:24.391	-2.365	+3.548	36.048	20.299	28.044
4	1:22.178	-2.213	+1.335	34.825	19.994	27.359
5	1:22.709	+0.531	+1.866	35.398	20.110	27.201
6	1:21.970	-0.739	+1.127	34.885	<b>19.466</b>	27.619
7	<b>1:20.843</b>	-1.127		<b>34.344</b>	19.550	<b>26.949</b>


**LIGURBIKE 17/09/2017**

Ligurbike - Gruppo Esperti

Autodromo "Riccardo Paletti" 2,350 km

5 Turno Prove Libere

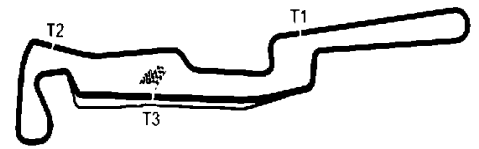
17/09/2017 15:40

Practice (20:00 Time) started at 15:41:40

Lap	Lap Tm	Gap	Diff	S1 Tm	S2 Tm	S3 Tm	Lap	Lap Tm	Gap	Diff	S1 Tm	S2 Tm	S3 Tm
8	7:51.939	6:31.096	6:31.096		20.637	28.250	3	1:22.034	+0.115	+0.612	<b>34.507</b>	20.422	27.105
9	1:24.472	-6:27.467	+3.629	37.162	19.630	27.680	4	1:22.221	+0.187	+0.799	35.451	20.283	<b>26.487</b>
<b>(39) Giovanni FERRARI</b>							5	<b>1:21.422</b>	-0.799		34.607	<b>20.125</b>	26.690
1	1:22.299						6	9:16.934	7:55.512	7:55.512		23.424	28.727
2	<b>1:20.901</b>	-1.398	+1.398	34.947	19.914	27.438	7	1:22.579	-7:54.355	+1.157	34.936	20.689	26.954
<b>(101) Giulio CANZERI</b>							<b>(31) Riccardo PEZZI</b>						
1	1:21.732		+0.797	34.879	19.838	<b>27.015</b>	1	1:28.981		+7.443	37.323	22.193	29.465
2	1:21.412	-0.320	+0.477	34.378	19.715	27.319	2	1:25.964	-3.017	+4.426	35.936	21.031	28.997
3	<b>1:20.935</b>	-0.477		<b>34.132</b>	<b>19.539</b>	27.264	3	1:23.270	-2.694	+1.732	34.832	21.033	27.405
4	1:22.190	+1.255	+1.255	34.571	20.094	27.525	4	1:22.292	-0.978	+0.754	34.787	20.101	27.404
5	1:21.406	-0.784	+0.471	34.306	19.654	27.446	5	1:22.290	-0.002	+0.752	34.335	20.275	27.680
6	1:21.392	-0.014	+0.457	34.138	19.878	27.376	6	<b>1:21.538</b>	-0.752		34.632	<b>19.822</b>	<b>27.084</b>
7	1:21.344	-0.048	+0.409	34.302	19.587	27.455	7	1:22.185	+0.647	+0.647	<b>34.039</b>	20.335	27.811
8	1:21.754	+0.410	+0.819	34.300	20.255	27.199	<b>(119) Davide AMIN</b>						
<b>(141) Davide LODESANI</b>							1	1:23.653		+2.037	36.239	20.060	27.354
1	1:23.101		+2.144	35.663	20.372	27.066	2	1:23.334	-0.319	+1.718	36.267	19.934	27.133
2	1:22.760	-0.341	+1.803	35.583	20.290	26.887	3	1:22.704	-0.630	+1.088	35.454	19.908	27.342
3	1:21.238	-1.522	+0.281	<b>34.801</b>	19.933	26.504	4	1:22.854	+0.150	+1.238	35.488	19.915	27.451
4	1:21.357	+0.119	+0.400	34.866	20.067	26.424	5	1:22.371	-0.483	+0.755	35.301	19.965	27.105
5	<b>1:20.957</b>	-0.400		35.136	<b>19.514</b>	<b>26.307</b>	6	<b>1:21.616</b>	-0.755		34.987	<b>19.524</b>	27.105
p6	1:33.953	+12.996	+12.996	39.013	20.441		7	1:22.070	+0.454	+0.454	35.384	19.677	<b>27.009</b>
<b>(70) Giorgio Pietro Lino SALVAGNO</b>							8	1:22.080	+0.010	+0.464	<b>34.934</b>	19.743	27.403
1	1:24.302		+3.107	35.973	20.484	27.845	<b>(68) Carlo REINBERG</b>						
2	1:25.319	+1.017	+4.124	37.578	20.363	27.378	1	1:28.137		+6.382	37.878	21.120	29.139
3	1:22.023	-3.296	+0.828	35.147	20.157	26.719	2	1:24.416	-3.721	+2.661	36.076	20.120	28.220
4	1:22.239	+0.216	+1.044	34.969	20.279	26.991	3	1:26.110	+1.694	+4.355	34.788	23.592	27.730
5	1:23.105	+0.866	+1.910	35.168	20.542	27.395	4	1:23.384	-2.726	+1.629	34.980	19.838	28.566
6	1:22.229	-0.876	+1.034	35.521	<b>20.034</b>	26.674	5	1:22.721	-0.663	+0.966	34.850	19.982	27.889
7	<b>1:21.195</b>	-1.034		<b>34.551</b>	20.091	<b>26.553</b>	6	<b>1:21.755</b>	-0.966		34.508	<b>19.708</b>	<b>27.539</b>
8	1:22.963	+1.768	+1.768	35.466	20.394	27.103	7	7:11.446	5:49.691	5:49.691		19.979	28.429
9	6:49.526	5:26.563	5:28.331	21.196	28.509		<b>(24) Paolo ZIGNAIGO</b>						
10	1:22.697	-5:26.829	+1.502	35.157	20.274	27.266	1	1:26.699		+4.923	36.759	21.060	28.880
<b>(100) Luca DELLA BIANCA</b>							2	1:23.629	-3.070	+1.853	35.865	20.764	27.000
1	<b>1:21.256</b>			<b>35.283</b>	<b>19.906</b>	<b>26.067</b>	3	<b>1:21.776</b>	-1.853		<b>35.056</b>	20.105	26.615
<b>(7) Giacomo TOSCANI</b>							4	1:21.930	+0.154	+0.154	35.685	<b>19.735</b>	<b>26.510</b>
1	1:24.282		+3.009	35.667	20.578	28.037	5	1:32.290	+10.360	+10.514	42.852	20.941	28.497
2	1:22.903	-1.379	+1.630	34.528	20.202	28.173	6	1:39.335	+7.045	+17.559	41.132	27.335	30.868
3	1:21.867	-1.036	+0.594	34.242	19.774	27.851	7	8:30.731	6:51.396	7:08.955		21.009	28.181
4	1:23.012	+1.145	+1.739	35.104	19.910	27.998	8	1:22.689	-7:08.042	+0.913	35.150	20.145	27.394
5	1:22.032	-0.980	+0.759	34.328	20.141	27.563	9	1:25.170	+2.481	+3.394	37.590	20.384	27.196
6	1:21.703	-0.329	+0.430	<b>34.045</b>	19.747	27.911	<b>(8) Carlo ULINO</b>						
7	<b>1:21.273</b>	-0.430		34.234	<b>19.662</b>	<b>27.377</b>	1	1:23.927		+1.861	35.113	21.029	27.785
8	1:23.109	+1.836	+1.836	35.206	20.412	27.491	2	1:22.679	-1.248	+0.613	34.503	20.728	27.448
<b>(99) Francesco FONDI</b>							3	1:23.283	+0.604	+1.217	35.025	20.599	27.659
1	1:25.436		+4.050	36.199	21.494	27.743	4	1:23.255	-0.028	+1.189	35.388	20.831	<b>27.036</b>
2	1:21.868	-3.568	+0.482	35.175	20.153	26.540	5	<b>1:22.066</b>	-1.189		<b>34.431</b>	20.505	27.130
3	1:23.276	+1.408	+1.890	35.238	20.039	27.999	<b>(61) Eugenio DE PAOLIS</b>						
4	1:22.502	-0.774	+1.116	35.018	20.502	26.982	1	1:24.490		+1.945	36.297	20.987	27.206
5	1:31.652	+9.150	+10.266	45.381	<b>19.819</b>	26.452	2	1:23.386	-1.104	+0.841	35.310	20.823	27.253
6	1:21.990	-9.662	+0.604	<b>34.682</b>	20.329	26.979	3	1:23.983	+0.597	+1.438	35.499	20.813	27.671
7	<b>1:21.386</b>	-0.604		35.217	20.040	<b>26.129</b>	4	<b>1:22.545</b>	-1.438		35.096	<b>20.503</b>	<b>26.946</b>
8	1:22.221	+0.835	+0.835	35.896	19.878	26.447	5	1:22.689	+0.144	+0.144	34.999	20.680	27.010
9	8:19.557	-6:57.336	6:58.171	20.384	27.567		6	1:22.755	+0.066	+0.210	<b>34.840</b>	20.593	27.322
10	1:21.921	-6:57.636	+0.535	34.943	20.417	26.561	7	7:18.039	5:55.284	5:55.494		21.316	28.509
11	1:21.579	-0.342	+0.193	34.689	20.058	26.832	8	1:28.596	-5:49.443	+6.051	40.200	20.802	27.594
<b>(80) Francesco AMATO</b>							9	1:23.319	-5.277	+0.774	35.311	20.566	27.442
1	1:22.865		+1.443	35.243	20.356	27.266	<b>(128) Manuel MELLONI</b>						
2	1:21.919	-0.946	+0.497	34.857	20.340	26.722	1	1:27.096		+2.155	37.413	21.185	<b>28.498</b>
							2	1:26.908	-0.188	+1.967	36.562	21.216	29.130

Chief of Timing &amp; Scoring: Andrea Rapi

Orbits



## LIGURBIKE 17/09/2017

Ligurbike - Gruppo Esperti

Autodromo "Riccardo Paletti" 2,350 km

5 Turno Prove Libere

17/09/2017 15:40

Practice (20:00 Time) started at 15:41:40

Lap	Lap Tm	Gap	Diff	S1 Tm	S2 Tm	S3 Tm	Lap	Lap Tm	Gap	Diff	S1 Tm	S2 Tm	S3 Tm
3	1:26.414	-0.494	+1.473	36.614	21.269	28.531							
4	<b>1:24.941</b>	-1.473		35.741	<b>20.578</b>	28.622							
5	1:26.192	+1.251	+1.251	<b>35.531</b>	21.347	29.314							
6	1:28.355	+2.163	+3.414	37.921	21.135	29.299							
7	1:28.838	+0.483	+3.897	37.944	21.990	28.904							
<hr/>													
(811) Silvio CASARI													
1	1:30.021		+5.048	39.773	21.495	28.753							
2	1:28.656	-1.365	+3.683	37.453	21.253	29.950							
3	<b>1:24.973</b>	-3.683		<b>36.213</b>	20.873	<b>27.887</b>							
p4	1:40.416	+15.443	+15.443	36.841	<b>20.706</b>								
<hr/>													
(121) Gabriele ZOTTA													
1	1:27.903		+2.888	37.101	21.523	29.279							
2	1:28.257	+0.354	+3.242	37.201	21.283	29.773							
3	1:25.778	-2.479	+0.763	36.302	20.787	28.689							
4	<b>1:25.015</b>	-0.763		36.094	<b>20.615</b>	<b>28.306</b>							
5	1:26.050	+1.035	+1.035	36.794	20.760	28.496							
6	1:26.533	+0.483	+1.518	36.917	20.892	28.724							